

COMPANY PROFILE

Stock Ticker	KOSDAQ.036930
Fiscal 2025 Revenue	310.7 Wbn
Founded	APR. 13, 1993
Headquarter	Gwangju, Gyeonggi, R.O.K
R&D Center	Yongin, Gyeonggi, R.O.K
CEO	Chul Joo, Hwang / Eun Suk, Hwang



BUSINESS AREA

SEMICONDUCTOR



DISPLAY



SOLAR CELL



APPLICATION

- III-V, III-VI materials
- Interconnector
- Capacitor
- Transistor

APPLICATION

- III-V, III-VI materials
- Encapsulation

APPLICATION

- III-V, III-VI materials
- Hetero Junction(HJT)
- Perovskite
- Tandem(HJT+Perovskite)

FINANCIAL FUNDAMENTALS

FINANCIAL STATEMENTS (Non-consolidated)

INCOME STATEMENT (Wbn)

	2025	2024	2023
Net Sales	310.7	409.4	284.7
Operating Income	32.1	98.1	28.9
- Ratio(%)	10.3	24.0	10.2
Net Income	35.4	107.8	34.0
- Ratio(%)	11.4	26.3	11.9

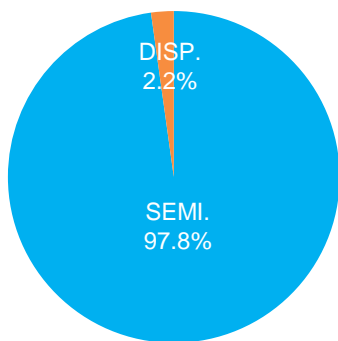
BALANCE SHEET (Wbn)

Total assets	886.7	985.1	804.6
Total Liabilities	297.3	419.4	290.9
Total Stockholders' Equity	589.4	565.7	513.7

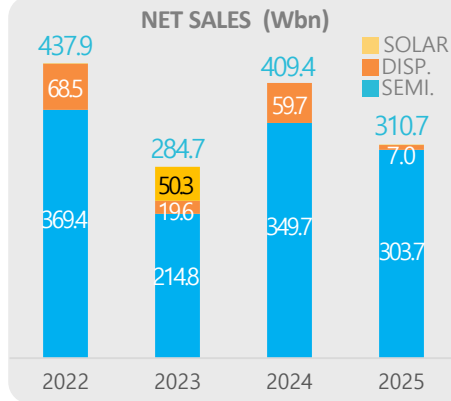
CASH FLOW (Wbn)

Cash flows from operating activities	(29.3)	224.8	1.2
Cash flows from investing activities	(53.8)	(44.3)	(1.2)
Cash flows from financing activities	(0.8)	(50.7)	(10.1)
Net increase(decrease) in cash and cash equivalents	(83.9)	129.8	(10.1)
Cash and cash equivalents at beginning of year	246.0	110.3	120.3
Cash Asset Exchange Rate Effectiveness	(0.8)	5.9	0.1
Cash and cash equivalents at end of year	161.3	246.0	110.3

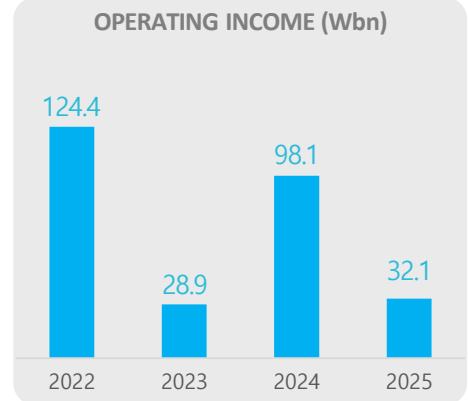
FY2025 SALES BY SEGMENT



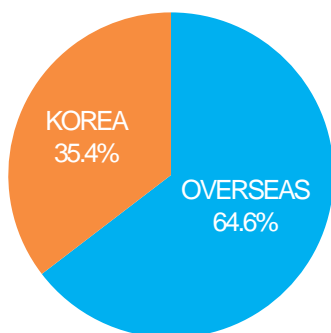
NET SALES (Wbn)



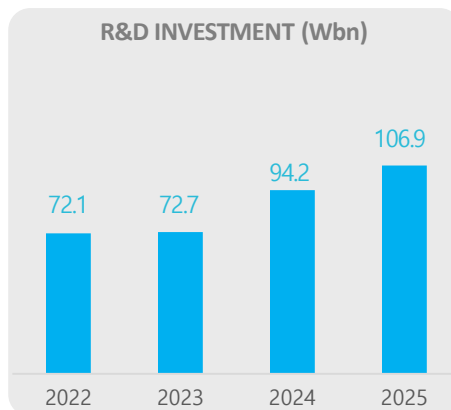
OPERATING INCOME (Wbn)



FY2025 SALE BY GEOGRAPHY



R&D INVESTMENT (Wbn)



INTEREST-BEARING DEBT (Wbn)

