

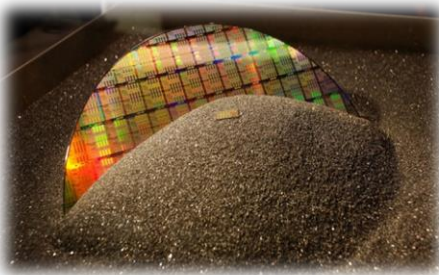
COMPANY PROFILE

Stock Ticker	KOSDAQ 036930
Fiscal 2022 Revenue	437.7 Wbn
Founded	APR. 13, 1993
Headquarters	Gwangju, Gyeonggi, R.O.K
R&D Center	Yongin, Gyeonggi, R.O.K
Founder & CEO	Chul Joo, Hwang




BUSINESS AREA

SEMICONDUCTOR



Memory & Non-Memory



APPLICATION

- High-K
- Metal
- SiO / SiOC / SiON
- SiN / SiBN
- Oxidation
- Nitridation

DISPLAY(LCD&OLED)



LCD & OLED



APPLICATION

- Barrier/Buffer
- TFT(LTPS / Oxide)
- Encapsulation
- TSP

SOLAR CELL



HJT / Perovskite / Tandem



APPLICATION

- Turnkey Solution
- PE CVD
- RIE

FINANCIAL FUNDAMENTALS

Non-consolidated FINANCIAL STATEMENTS(Wbn)

INCOME STATEMENT

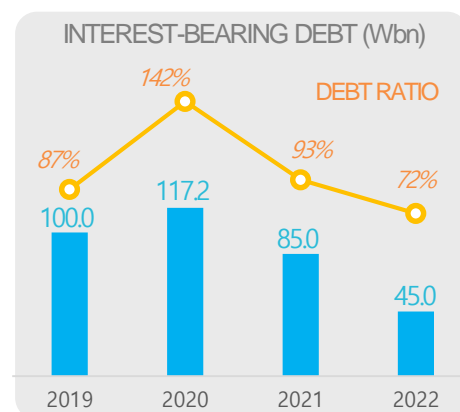
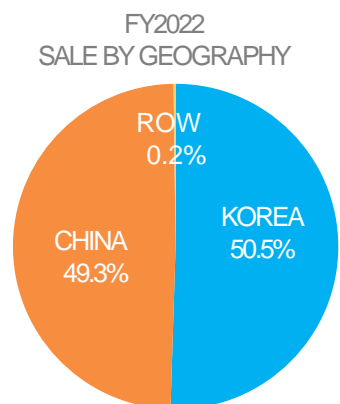
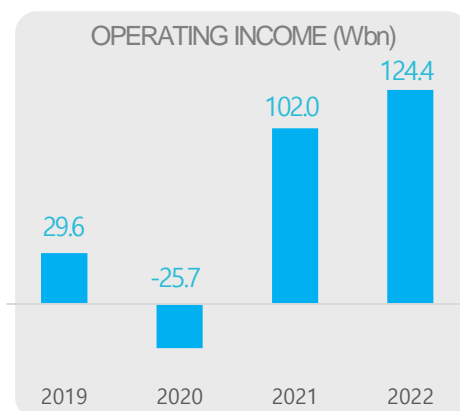
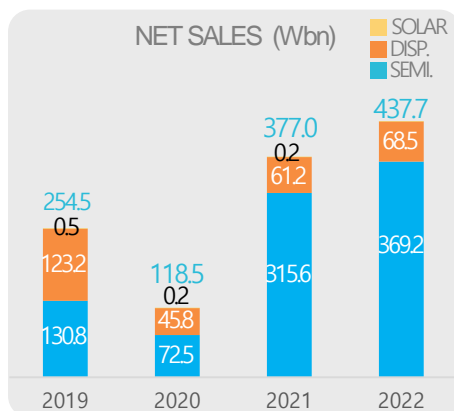
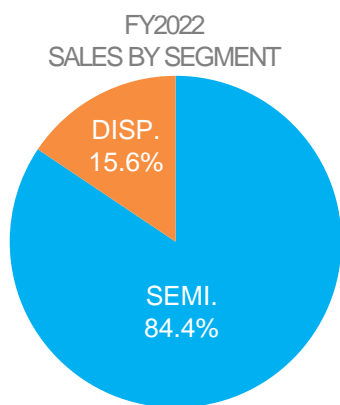
	2022	2021	2020
Net Sales	437.7	377.0	118.5
Operating Income	124.4	102.0	(25.7)
- Ratio(%)	28.4	27.1	-21.7
Net Income	106.7	144.9	(5.8)
- Ratio(%)	24.4	38.4	-4.9

BALANCE SHEET

	2022	2021	2020
Total assets	832.4	711.1	549.0
Total Liabilities	348.8	343.0	322.3
Total Stockholders' Equity	483.6	368.1	226.7

CASH FLOW

	2022	2021	2020
Cash flows from operating activities	100.7	111.3	1.3
Cash flows from investing activities	(48.4)	6.9	(84.7)
Cash flows from financing activities	(48.4)	(18.0)	87.6
Net increase(decrease) in cash and cash equivalents	3.9	100.2	4.2
Cash and cash equivalents at beginning of year	118.8	17.6	13.2
Cash Asset Exchange Rate Effectiveness	(2.4)	0.9	0.2
Cash and cash equivalents at end of year	120.3	118.7	17.6



APPENDIX

SALES BREAKDOWN(Non-Consolidated)

(Wbn)

SALES BY SEGMENT	1Q22	2Q22	3Q22	4Q22	2022	2021	2020	2019
Semiconductor	98.5	116.2	90.4	64.1	369.2	315.6	72.5	130.8
Display	8.4	2.6	14.8	42.7	68.5	61.2	45.8	123.2
Solar cell	-	-	-	-	-	0.2	0.2	0.5
Total	106.9	118.8	105.2	106.8	437.7	377.0	118.5	254.5

SALES BY GEOGRAPHY	1Q22	2Q22	3Q22	4Q22	2022	2021	2020	2019
Local Korea	59.5	64.9	47.3	49.0	220.7	175.1	62.5	75.2
Overseas China	46.9	53.6	57.8	57.7	216.0	195.7	52.7	178.3
Overseas Taiwan	0.4	0.3	0.1	0.1	0.9	6.1	3.1	0.6
Overseas ROW	0.1	-	-	-	0.1	0.1	0.2	0.4
Sub total	47.4	53.9	57.9	57.8	217.0	201.9	56.0	179.3
Total	106.9	118.8	105.2	106.8	437.7	377.0	118.5	254.5

BACKLOG (2022.12.31)

(Wbn)

Segment	Semi	Display	Solar Cell	Total
Sales	236.3	19.5	47.8	303.6
Ratio(%)	77.9%	6.4%	15.7%	100.0%

CONTACT NUMBER

MAIN

+82-31-760-7000

IR/PR

+82-31-760-7109

PURCHASING

+82-31-760-7245

HR

+82-31-760-5504

JUSUNG ENGINEERING CO., LTD.

[Headquarter]

240 Opo-ro, Gwangju-si, Gyeonggi-do, Korea 12773

[Yongin R&D Center]

79 Sinjeong-ro, Yongin-si, Gyeonggi-do, Korea 17094

TEL : +81-31-760-7109

URL : <http://www.jusung.com>

JUSUNG
ENGINEERING

World **1st** Technology
Only **1** in the World

www.samsung.com