

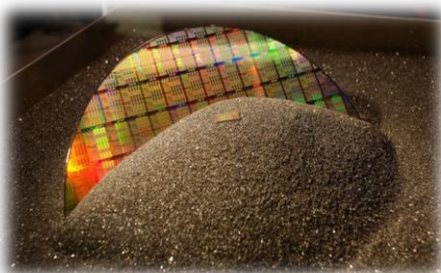
COMPANY PROFILE

Stock Ticker	KOSDAQ 036930
Fiscal 2020 Revenue	118.5 Wbn
Founded	APR. 13, 1993
Headquarters	Gwangju, Gyeonggi, R.O.K
R&D Center	Yongin, Gyeonggi, R.O.K
Founder & CEO	Chul Joo, Hwang



BUSINESS AREA

SEMICONDUCTOR



SDP ALD



APPLICATION

- High-K
- Metal
- SiO / SiOC / SiON
- SiN / SiBN
- Oxidation
- Nitridation

DISPLAY(LCD&OLED)



TSD CVD/ALD




APPLICATION

- Barrier/Buffer
- TFT(LTPS / Oxide)
- Encapsulation
- TSP

SOLAR CELL



TF / High Efficiency / c-Si



APPLICATION

- Turnkey Solution
- PE CVD
- RIE

FINANCIAL FUNDAMENTALS

Non-consolidated FINANCIAL STATEMENTS(Wbn)

INCOME STATEMENT

	2020	2019	2018
Net Sales	118.5	254.5	262.7
Operating Income	(25.7)	29.6	41.0
- Ratio(%)	(21.7)	11.6	15.6
Net Income	(5.8)	27.1	42.8
- Ratio(%)	(4.9)	10.6	16.3

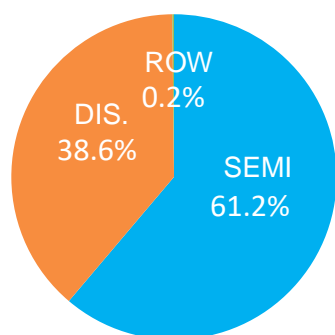
BALANCE SHEET

	2020	2019	2018
Total assets	549.0	441.5	354.1
Total Liabilities	322.3	205.9	155.1
Total Stockholders' Equity	226.7	235.6	199.0

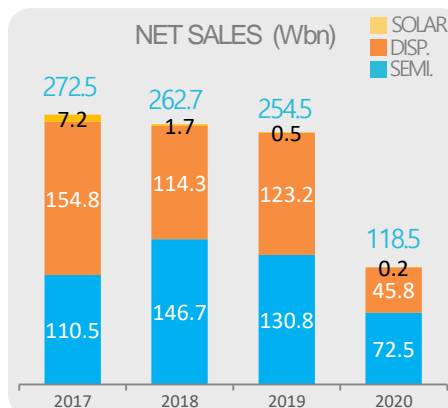
CASH FLOW

	2020	2019	2018
Cash flows from operating activities	1.3	57.6	(34.9)
Cash flows from investing activities	(84.7)	(93.4)	(49.3)
Cash flows from financing activities	87.6	39.3	45.5
Net increase(decrease) in cash and cash equivalents	4.2	3.5	(38.7)
Cash and cash equivalents at beginning of year	13.2	9.8	48.6
Cash Asset Exchange Rate Effectiveness	0.2	(0.1)	(0.1)
Cash and cash equivalents at end of year	17.6	13.2	9.8

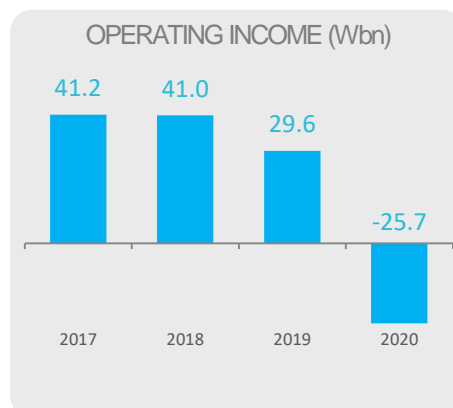
FY 2020
SALES BY SEGMENT



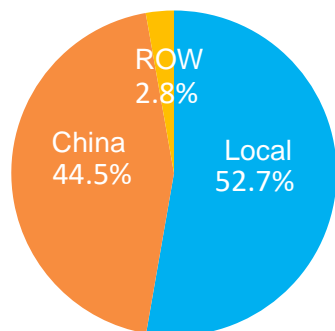
NET SALES (Wbn)



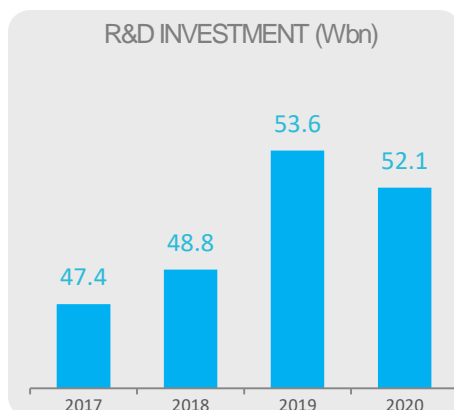
OPERATING INCOME (Wbn)



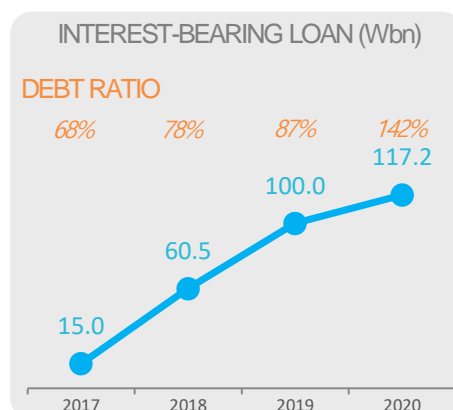
FY 2020
SALE BY GEOGRAPHY



R&D INVESTMENT (Wbn)



INTEREST-BEARING LOAN (Wbn)



APPENDIX

SALES BREAKDOWN(Non-Consolidated)

(Wbn)

SALES BY SEGMENT	1Q20	2Q20	3Q20	4Q20	2020	2019	2018	2017
Semiconductor	15.5	23.5	15.8	17.7	72.5	130.8	146.7	110.5
Display	19.6	12.0	1.1	13.1	45.8	123.2	114.3	154.8
Solar cell	0.1	0.1	0.0	0.0	0.2	0.5	1.7	7.2
Total	35.2	35.6	16.9	30.8	118.5	254.5	262.7	272.5

SALE BY GEOGRAPHY		1Q20	2Q20	3Q20	4Q20	2020	2019	2018	2017
Local	Korea	12.6	24.3	4.8	20.8	62.5	75.2	218.1	196.0
	China	22.3	10.9	11.6	7.9	52.7	178.3	33.7	66.7
Oversea	Taiwan	0.2	0.4	0.5	2.0	3.1	0.6	10.1	7.4
	ROW	0.1	0.0	0.0	0.1	0.2	0.4	0.8	2.4
	Sub total	22.6	11.3	12.1	10.0	56.0	179.3	44.6	76.5
Total		35.2	35.6	16.9	30.8	118.5	254.5	262.7	272.5

BACKLOG (2020.12.31)

(Wbn)

Segment	Semi	Display	Solar Cell	Total
Sales	67.8	45.3	-	113.1
Ratio(%)	59.9%	40.1%	-	100.0 %

CONTACT NUMBER

MAIN

+82-31-760-7000

IR/PR

+82-31-760-7109

SALES

+82-31-760-7225

HR

+82-31-760-7057

JUSUNG ENGINEERING CO., LTD.

Headquarter

240 Opo-ro, Opo-eup, Gwangju-si Gyeonggi-do, Korea 12773

TEL : +81-31-760-7109

URL : <http://www.jusung.com>

JUSUNG
ENGINEERING