

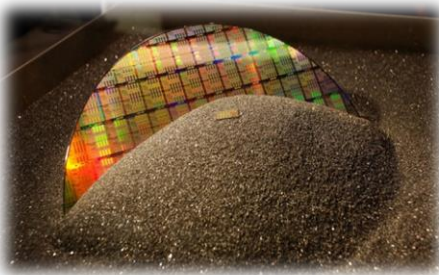
## COMPANY PROFILE

Stock Ticker	KOSDAQ 036930
Fiscal 2021 Revenue	377.0 Wbn
Founded	APR. 13, 1993
Headquarters	Gwangju, Gyeonggi, R.O.K
R&D Center	Yongin, Gyeonggi, R.O.K
Founder & CEO	Chul Joo, Hwang




## BUSINESS AREA

### SEMICONDUCTOR



Memory & Non-Memory



#### APPLICATION

- High-K
- Metal
- SiO / SiOC / SiON
- SiN / SiBN
- Oxidation
- Nitridation

### DISPLAY(LCD&OLED)



LCD & OLED



#### APPLICATION

- Barrier/Buffer
- TFT(LTPS / Oxide)
- Encapsulation
- TSP

### SOLAR CELL



HJT / Perovskite / Tandem



#### APPLICATION

- Turnkey Solution
- PE CVD
- RIE

# FINANCIAL FUNDAMENTALS

## Non-consolidated FINANCIAL STATEMENTS(Wbn)

### INCOME STATEMENT

	2Q`22	2Q`21	2021	2020
Net Sales	118.8	75.3	377.0	118.5
Operating Income	34.2	11.7	102.0	(25.7)
- Ratio(%)	28.8	16.2	27.1	-21.7
Net Income	28.3	10.7	144.9	(5.8)
- Ratio(%)	23.8	14.8	38.4	-4.9

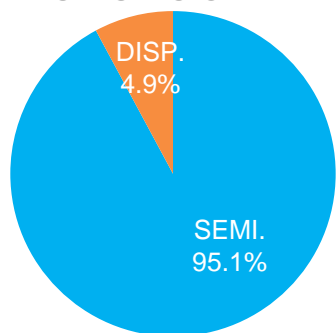
### BALANCE SHEET

Total assets	752.9	588.9	711.1	549.0
Total Liabilities	348.5	334.2	343.0	322.3
Total Stockholders' Equity	404.4	254.7	368.1	226.7

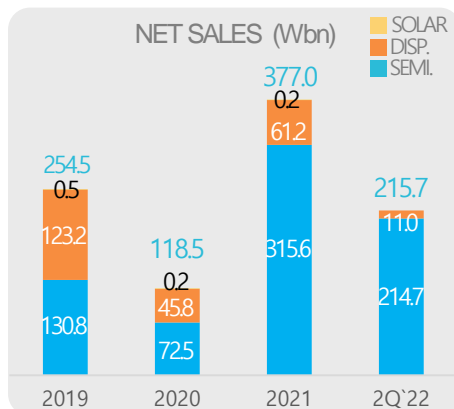
### CASH FLOW

Cash flows from operating activities	58.2	43.3	111.3	1.3
Cash flows from investing activities	(30.5)	11.8	6.9	(84.7)
Cash flows from financing activities	(47.0)	(9.4)	(18.0)	87.6
Net increase(decrease) in cash and cash equivalents	(19.3)	45.7	100.2	4.2
Cash and cash equivalents at beginning of year	118.8	17.6	17.6	13.2
Cash Asset Exchange Rate Effectiveness	1.0	0.2	0.9	0.2
Cash and cash equivalents at end of year	100.5	63.5	118.7	17.6

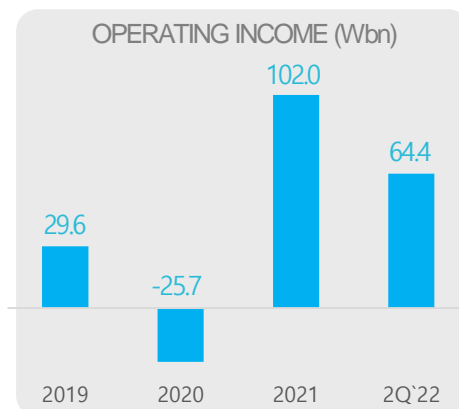
2Q`22  
SALES BY SEGMENT



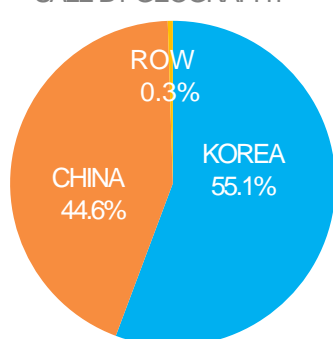
NET SALES (Wbn)



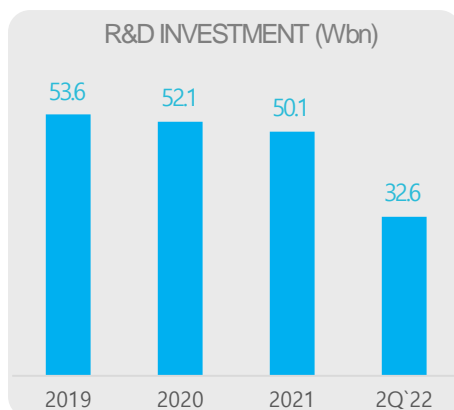
OPERATING INCOME (Wbn)



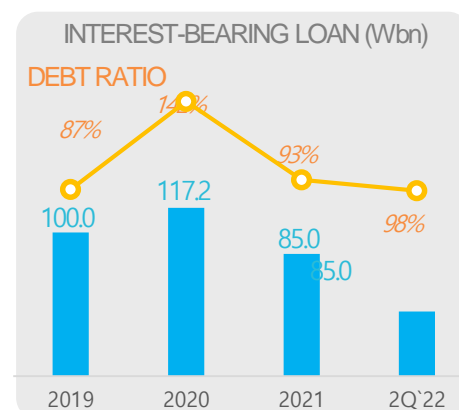
2Q`22  
SALE BY GEOGRAPHY



R&D INVESTMENT (Wbn)



INTEREST-BEARING LOAN (Wbn)



# APPENDIX

## SALES BREAKDOWN(Non-Consolidated)

(Wbn)

SALES BY SEGMENT	1Q22	2Q22	3Q22	4Q22	2022	2021	2020	2019
Semiconductor	98.5	116.2			214.7	315.6	72.5	130.8
Display	8.4	2.6			11.0	61.2	45.8	123.2
Solar cell	-	-			-	0.2	0.2	0.5
Total	106.9	118.8			225.7	377.0	118.5	254.5

SALE BY GEOGRAPHY	1Q22	2Q22	3Q22	4Q22	2022	2021	2020	2019
Local Korea	59.5	64.9			124.4	175.1	62.5	75.2
China	46.9	53.6			100.5	195.7	52.7	178.3
Oversea Taiwan	0.4	0.3			0.7	6.1	3.1	0.6
ROW	0.1	-			0.1	0.1	0.2	0.4
Sub total	47.4	53.9			101.3	201.9	56.0	179.3
Total	106.9	118.8			225.7	377.0	118.5	254.5

## BACKLOG (2022.03.31)

(Wbn)

Segment	Semi	Display	Solar Cell	Total
Sales	166.1	69.1	47.1	282.3
Ratio(%)	58.8%	24.5%	16.7%	100.0%

## CONTACT NUMBER

### MAIN

+82-31-760-7000

### IR/PR

+82-31-760-7109

### SALES

+82-31-760-7225

### HR

+82-31-760-7057

JUSUNG ENGINEERING CO., LTD.

Headquarter

240 Opo-ro, Opo-eup, Gwangju-si Gyeonggi-do, Korea 12773

TEL : +81-31-760-7109

URL : <http://www.jusung.com>

**JUSUNG**  
ENGINEERING

World **1<sup>st</sup>** Technology  
Only **1** in the World

---

[www.samsung.com](http://www.samsung.com)