

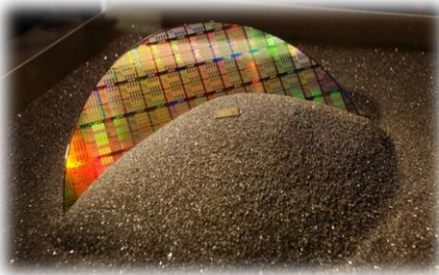
COMPANY PROFILE

Stock Ticker	KOSDAQ 036930
Fiscal 2020 Revenue	118.5 Wbn
Founded	APR. 13, 1993
Headquarters	Gwangju, Gyeonggi, R.O.K
R&D Center	Yongin, Gyeonggi, R.O.K
Founder & CEO	Chul Joo, Hwang



BUSINESS AREA

SEMICONDUCTOR



SDP ALD



APPLICATION

- High-K
- Metal
- SiO / SiOC / SiON
- SiN / SiBN
- Oxidation
- Nitridation

DISPLAY(LCD&OLED)



TSD CVD/ALD



APPLICATION

- Barrier/Buffer
- TFT(LTPS / Oxide)
- Encapsulation
- TSP

SOLAR CELL



TF / High Efficiency / c-Si



APPLICATION

- Turnkey Solution
- PE CVD
- RIE

FINANCIAL FUNDAMENTALS

Non-consolidated FINANCIAL STATEMENTS(Wbn)

INCOME STATEMENT

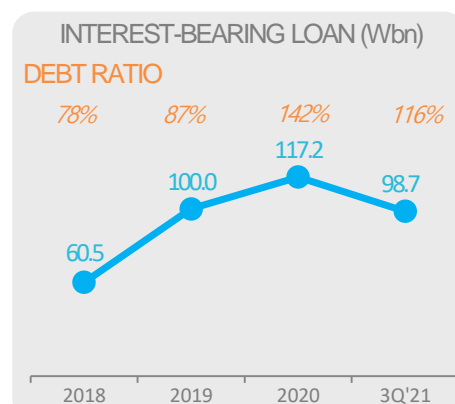
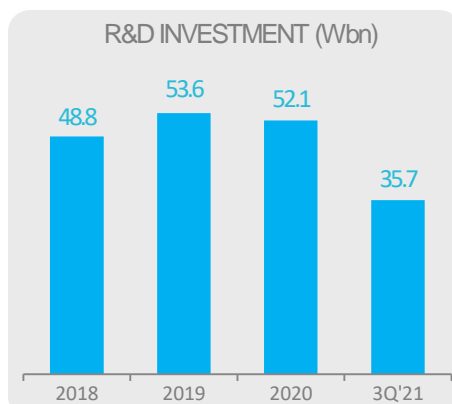
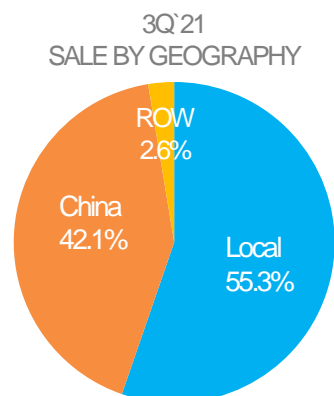
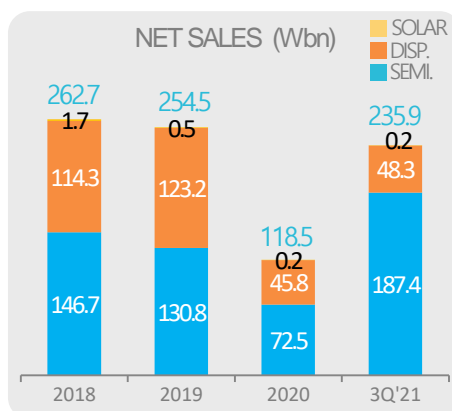
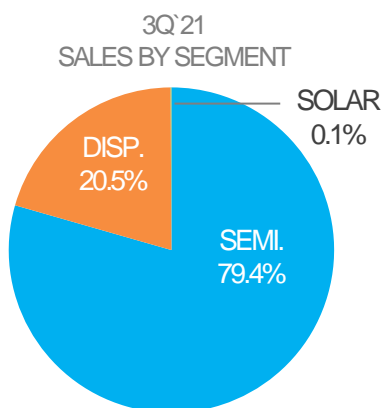
	3Q`21	3Q`20	2020	2019
Net Sales	88.3	16.9	118.5	254.5
Operating Income	23.5	(14.1)	(25.7)	29.6
- Ratio(%)	26.6%	-83.4%	-21.7%	11.6%
Net Income	24.5	(12.8)	(5.8)	27.1
- Ratio(%)	27.7%	-75.7%	-4.9%	10.6%

BALANCE SHEET

Total assets	603.0	494.2	549.0	441.5
Total Liabilities	324.0	277.0	322.3	205.9
Total Stockholders' Equity	279.0	217.2	226.7	235.6

CASH FLOW

Cash flows from operating activities	66.0	(3.6)	1.3	57.6
Cash flows from investing activities	8.3	(91.7)	(84.7)	(93.4)
Cash flows from financing activities	(19.2)	87.2	87.6	39.3
Net increase(decrease) in cash and cash equivalents	55.1	(8.1)	4.2	3.5
Cash and cash equivalents at beginning of year	17.6	13.2	13.2	9.8
Cash Asset Exchange Rate Effectiveness	0.9	0.3	0.2	(0.1)
Cash and cash equivalents at end of year	73.6	5.4	17.6	13.2



APPENDIX

SALES BREAKDOWN(Non-Consolidated)

(Wbn)

SALES BY SEGMENT	1Q21	2Q21	3Q21	4Q21	2021	2020	2019	2018
Semiconductor	73.5	49.3	64.6		187.4	72.5	130.8	146.7
Display	1.7	22.9	23.7		48.3	45.8	123.2	114.3
Solar cell	0.1	0.1	0.0		0.2	0.2	0.5	1.7
Total	75.3	72.3	88.3		235.9	118.5	254.5	262.7

SALE BY GEOGRAPHY		1Q21	2Q21	3Q21	4Q21	2021	2020	2019	2018
Local	Korea	44.8	44.3	41.4		130.5	62.5	75.2	218.1
	China	30.4	22.4	46.6		99.4	52.7	178.3	33.7
Oversea	Taiwan	0.1	5.6	0.2		5.9	3.1	0.6	10.1
	ROW	0.0	0.0	0.1		0.1	0.2	0.4	0.8
Sub total		30.5	28.0	46.9		105.4	56.0	179.3	44.6
Total		75.3	72.3	88.3		235.9	118.5	254.5	262.7

BACKLOG (2021.09.30)

(Wbn)

Segment	Semi	Display	Solar Cell	Total
Sales	174.4	24.6	47.1	246.1
Ratio(%)	70.9%	10.0%	19.1%	100.0 %

CONTACT NUMBER

MAIN

+82-31-760-7000

IR/PR

+82-31-760-7109

SALES

+82-31-760-7225

HR

+82-31-760-7057

JUSUNG ENGINEERING CO., LTD.

Headquarter

240 Opo-ro, Opo-eup, Gwangju-si Gyeonggi-do, Korea 12773

TEL : +81-31-760-7109

URL : <http://www.jusung.com>

JUSUNG
ENGINEERING