


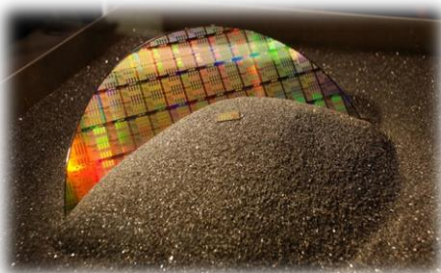
COMPANY PROFILE

Stock Ticker	KOSDAQ 036930
Fiscal 2022 Revenue	437.7 Wbn
Founded	APR. 13, 1993
Headquarters	Gwangju, Gyeonggi, R.O.K
R&D Center	Yongin, Gyeonggi, R.O.K
Founder & CEO	Chul Joo, Hwang




BUSINESS AREA

SEMICONDUCTOR



Memory & Non-Memory



APPLICATION

- High-K
- Metal
- SiO / SiOC / SiON
- SiN / SiBN
- Oxidation
- Nitridation

DISPLAY(LCD&OLED)



LCD & OLED



APPLICATION

- Barrier/Buffer
- TFT(LTPS / Oxide)
- Encapsulation
- TSP

SOLAR CELL



HJT / Perovskite / Tandem



APPLICATION

- Turnkey Solution
- PE CVD
- RIE

FINANCIAL FUNDAMENTALS

Non-consolidated FINANCIAL STATEMENTS(Wbn)

INCOME STATEMENT

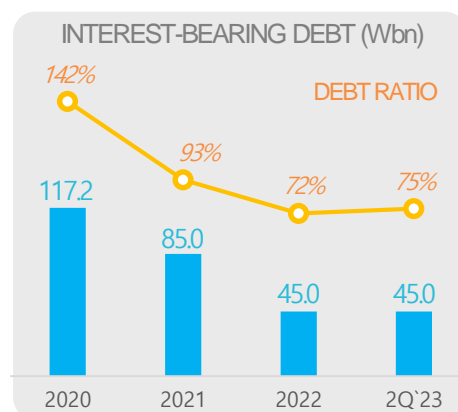
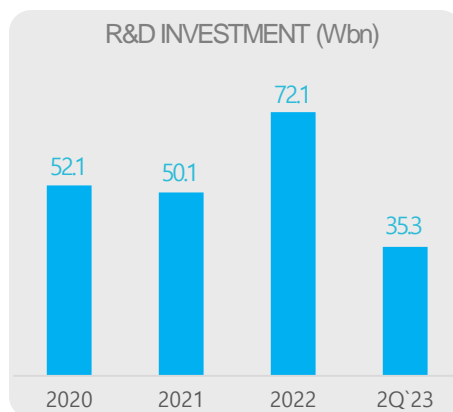
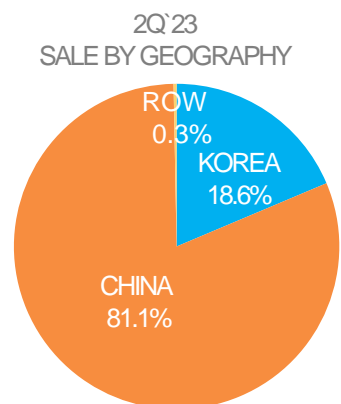
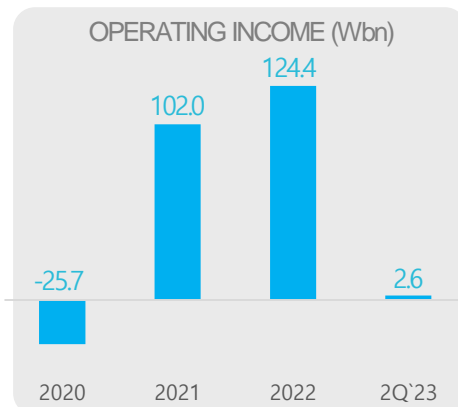
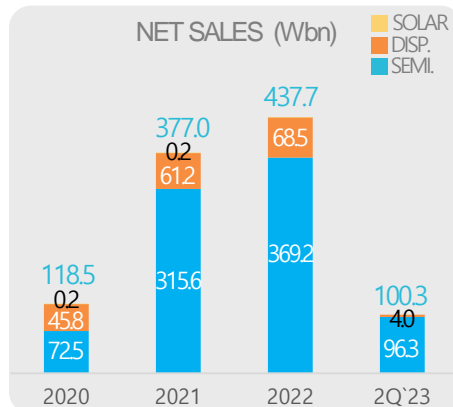
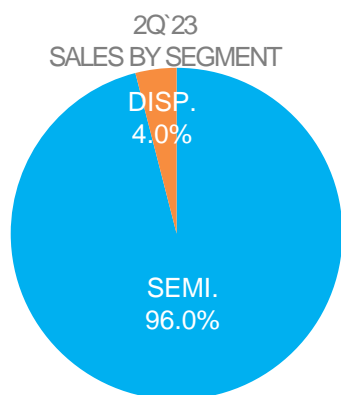
	2Q`23	2Q`22	2022	2021
Net Sales	31.6	118.8	437.7	377.0
Operating Income	(9.0)	34.2	124.4	102.0
- Ratio(%)	(28.5)	28.8	28.4	27.1
Net Income	(7.6)	28.3	106.7	144.9
- Ratio(%)	(24.1)	23.8	24.4	38.4

BALANCE SHEET

Total assets	788.4	752.9	832.4	711.1
Total Liabilities	320.7	348.5	348.8	343.0
Total Stockholders' Equity	467.7	404.4	483.6	368.1

CASH FLOW

Cash flows from operating activities	(18.5)	58.2	100.7	111.3
Cash flows from investing activities	(15.6)	(30.5)	(48.4)	6.9
Cash flows from financing activities	(9.7)	(47.0)	(48.4)	(18.0)
Net increase(decrease) in cash and cash equivalents	(43.8)	(19.3)	3.9	100.2
Cash and cash equivalents at beginning of year	120.3	118.8	118.8	17.6
Cash Asset Exchange Rate Effectiveness	0.9	1.0	(2.4)	0.9
Cash and cash equivalents at end of year	77.4	100.5	120.3	118.7



APPENDIX

SALES BREAKDOWN(Non-Consolidated)

(Wbn)

SALES BY SEGMENT	1Q`23	2Q`23	3Q`23	4Q`23	2023	2022	2021	2020
Semiconductor	66.1	30.2			96.3	369.2	315.6	72.5
Display	2.6	1.4			4.0	68.5	61.2	45.8
Solar cell	-	-			-	-	0.2	0.2
Total	68.7	31.6			100.3	437.7	377.0	118.5

SALES BY GEOGRAPHY		1Q`23	2Q`23	3Q`23	4Q`23	2023	2022	2021	2020
Local	Korea	15.0	3.7			18.7	220.7	175.1	62.5
	China	53.5	27.8			81.3	216.0	195.7	52.7
Overseas	Taiwan	0.2	0.1			0.3	0.9	6.1	3.1
	ROW	0.0	0.0			0.0	0.1	0.1	0.2
Sub total		53.7	27.9			81.6	217.0	201.9	56.0
Total		68.7	31.6			100.3	437.7	377.0	118.5

BACKLOG (2023.06.30)

(Wbn)

Segment	Semi	Display	Solar Cell	Total
Sales	169.5	29.5	47.8	246.8
Ratio(%)	68.7%	11.9%	19.4%	100.0%

CONTACT NUMBER

MAIN

+82-31-760-7000

IR/PR

+82-31-760-7107~10

PURCHASING

+82-31-760-7245

HR

+82-31-760-5504

JUSUNG ENGINEERING CO., LTD.

[Headquarter]

240 Opo-ro, Gwangju-si, Gyeonggi-do, Korea 12773

[Yongin R&D Center]

79 Sinjeong-ro, Yongin-si, Gyeonggi-do, Korea 17094

TEL : +81-31-760-7107~9

URL : <http://www.jusung.com>

JUSUNG
ENGINEERING

World **1st** Technology
Only **1** in the World

www.samsung.com