

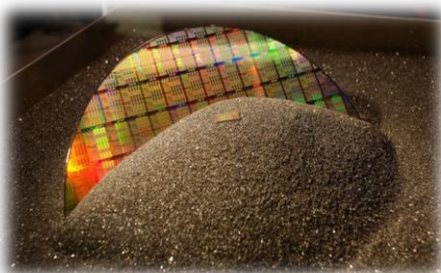
COMPANY PROFILE

Stock Ticker	KOSDAQ 036930
Fiscal 2020 Revenue	118.5 Wbn
Founded	APR. 13, 1993
Headquarters	Gwangju, Gyeonggi, R.O.K
R&D Center	Yongin, Gyeonggi, R.O.K
Founder & CEO	Chul Joo, Hwang



BUSINESS AREA

SEMICONDUCTOR



SDP ALD



APPLICATION

- High-K
- Metal
- SiO / SiOC / SiON
- SiN / SiBN
- Oxidation
- Nitridation

DISPLAY(LCD&OLED)



TSD CVD/ALD




APPLICATION

- Barrier/Buffer
- TFT(LTPS / Oxide)
- Encapsulation
- TSP

SOLAR CELL



TF / High Efficiency / c-Si



APPLICATION

- Turnkey Solution
- PE CVD
- RIE

FINANCIAL FUNDAMENTALS

Non-consolidated FINANCIAL STATEMENTS(Wbn)

INCOME STATEMENT

	1Q`21	1Q`20	2020	2019
Net Sales	75.3	35.2	118.5	254.5
Operating Income	16.1	(3.3)	(25.7)	29.6
- Ratio(%)	21.4%	-9.4%	-21.7%	11.6%
Net Income	17.5	(2.1)	(5.8)	27.1
- Ratio(%)	23.2%	-6.0%	-4.9%	10.6%

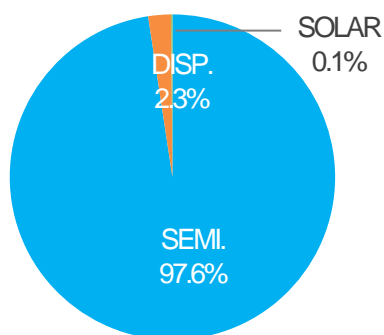
BALANCE SHEET

	1Q`21	1Q`20	2020	2019
Total assets	561.4	505.8	549.0	441.5
Total Liabilities	317.3	271.9	322.3	205.9
Total Stockholders' Equity	244.1	233.9	226.7	235.6

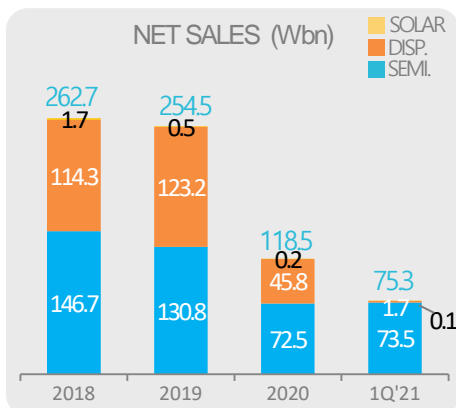
CASH FLOW

	1Q`21	1Q`20	2020	2019
Cash flows from operating activities	0.6	(1.8)	1.3	57.6
Cash flows from investing activities	(6.0)	(51.7)	(84.7)	(93.4)
Cash flows from financing activities	(0.2)	75.7	87.6	39.3
Net increase(decrease) in cash and cash equivalents	(5.6)	22.2	4.2	3.5
Cash and cash equivalents at beginning of year	17.6	13.2	13.2	9.8
Cash Asset Exchange Rate Effectiveness	0.0	0.5	0.2	(0.1)
Cash and cash equivalents at end of year	12.0	35.9	17.6	13.2

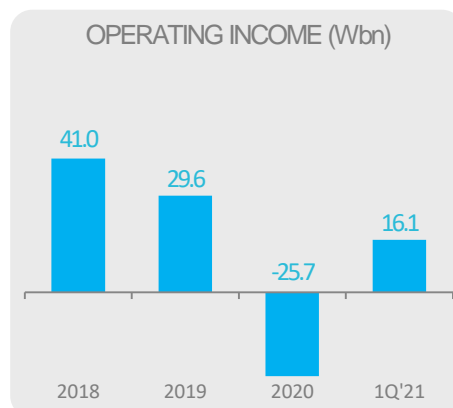
1Q`21
SALES BY SEGMENT



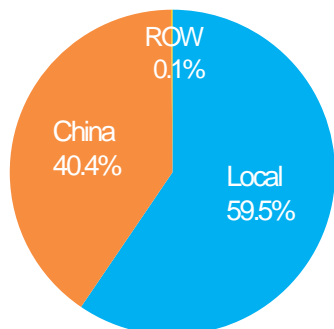
NET SALES (Wbn)



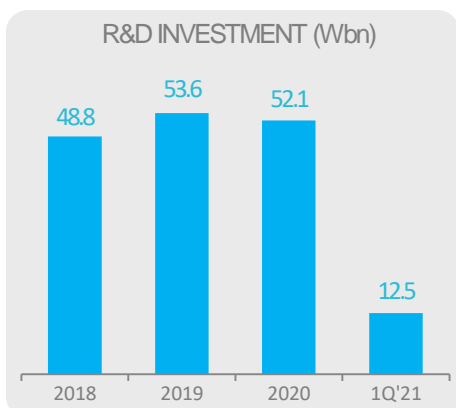
OPERATING INCOME (Wbn)



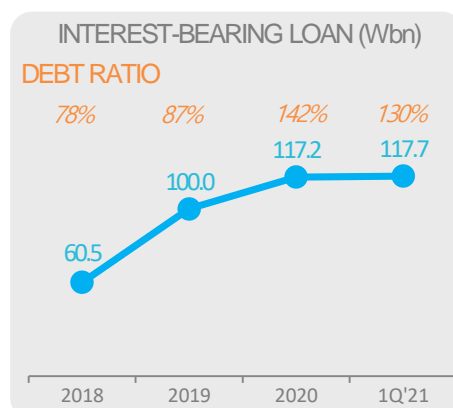
1Q`21
SALE BY GEOGRAPHY



R&D INVESTMENT (Wbn)



INTEREST-BEARING LOAN (Wbn)
DEBT RATIO



APPENDIX

SALES BREAKDOWN(Non-Consolidated)

(Wbn)

SALES BY SEGMENT	1Q21	2Q21	3Q21	4Q21	2021	2020	2019	2018
Semiconductor	73.5				73.5	72.5	130.8	146.7
Display	1.7				1.7	45.8	123.2	114.3
Solar cell	0.1				0.1	0.2	0.5	1.7
Total	75.3				75.3	118.5	254.5	262.7

SALE BY GEOGRAPHY		1Q21	2Q21	3Q21	4Q21	2021	2020	2019	2018
Local	Korea	44.8				44.8	62.5	75.2	218.1
	China	30.4				30.4	52.7	178.3	33.7
Oversea	Taiwan	0.1				0.1	3.1	0.6	10.1
	ROW	0.0				0.0	0.2	0.4	0.8
Sub total		30.5				30.5	56.0	179.3	44.6
Total		75.3				75.3	118.5	254.5	262.7

BACKLOG (2021.03.31)

(Wbn)

Segment	Semi	Display	Solar Cell	Total
Sales	84.5	45.3	-	129.8
Ratio(%)	65.1%	34.9%	-	100.0 %

CONTACT NUMBER

MAIN

+82-31-760-7000

IR/PR

+82-31-760-7109

SALES

+82-31-760-7225

HR

+82-31-760-7057

JUSUNG ENGINEERING CO., LTD.

Headquarter

240 Opo-ro, Opo-eup, Gwangju-si Gyeonggi-do, Korea 12773

TEL : +81-31-760-7109

URL : <http://www.jusung.com>

JUSUNG
ENGINEERING