

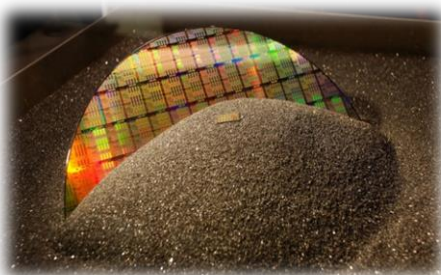
COMPANY PROFILE

Stock Ticker	KOSDAQ 036930
Fiscal 2019 Revenue	254.5 Wbn
Founded	APR. 13, 1993
Headquarters	Gwangju, Gyeonggi, R.O.K
Founder & CEO	Chul Joo, Hwang



BUSINESS AREA

SEMICONDUCTOR



SDP ALD



APPLICATION

- High-K
- Metal
- SiO / SiOC / SiON
- SiN / SiBN
- Oxidation
- Nitridation

DISPLAY(LCD&OLED)



TSD CVD/ALD



APPLICATION

- Barrier/Buffer
- TFT(LTPS / Oxide)
- Encapsulation
- TSP

SOLAR CELL



TF / High Efficiency / c-Si



APPLICATION

- Turnkey Solution
- PE CVD
- RIE

FINANCIAL FUNDAMENTALS

Non-Consolidated FINANCIAL STATEMENT (Wbn)

INCOME STATEMENT

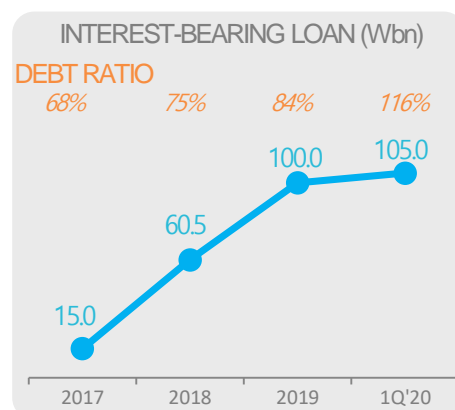
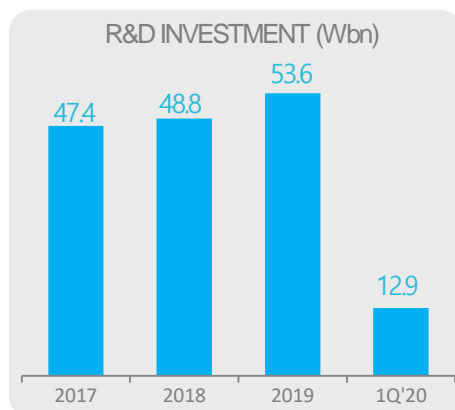
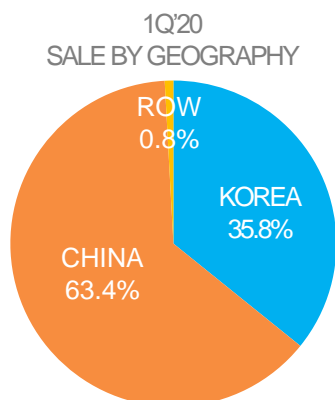
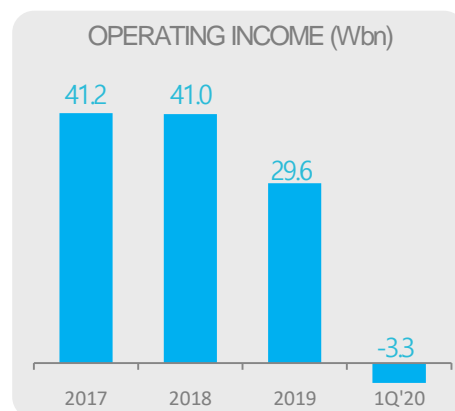
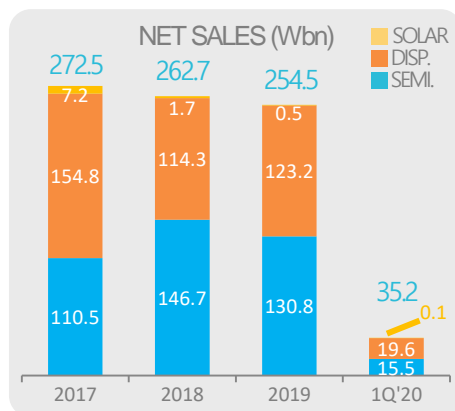
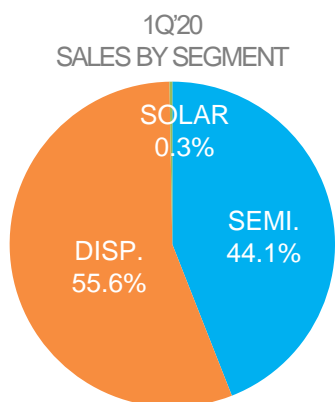
	1Q`20	1Q`19	2019	2018
Net Sales	35.2	60.8	254.5	262.7
Operating Income	(3.3)	9.1	29.6	41.0
- Ratio(%)	-9.4	15.0	11.6	15.6
Net Income	(2.2)	9.0	25.7	43.7
- Ratio(%)	-6.3	14.8	10.1	16.6

BALANCE SHEET

	1Q`20	1Q`19	2019	2018
Total assets	505.8	390.9	441.5	354.1
Total Liabilities	271.9	184.9	201.9	152.2
Total Stockholders' Equity	233.9	206.0	239.6	201.9

CASH FLOW

	1Q`20	1Q`19	2019	2018
Cash flows from operating activities	(1.8)	31.1	57.6	(34.9)
Cash flows from investing activities	(51.7)	(25.2)	(93.4)	(49.3)
Cash flows from financing activities	75.7	17.5	39.3	45.5
Net increase(decrease) in cash and cash equivalents	22.2	23.4	3.5	(38.7)
Cash and cash equivalents at beginning of year	13.2	9.8	9.8	48.6
Cash Asset Exchange Rate Effectiveness	0.5	0.1	(0.1)	(0.01)
Cash and cash equivalents at end of year	35.9	33.3	13.2	9.8



APPENDIX

SALES BREAKDOWN(Non-Consolidated)

SALES BY SEGMENT					(Wbn)			
	1Q'20	2Q'20	3Q'20	4Q'20	2020	2019	2018	2017
Semiconductor	15.5				15.5	130.8	146.7	110.5
Display	19.6				19.6	123.2	114.3	154.8
Solar cell	0.1				0.1	0.5	1.7	7.2
Total	35.2				35.2	254.5	262.7	272.5

SALE BY GEOGRAPHY		1Q'20	2Q'20	3Q'20	4Q'20	2020	2019	2018	2017
Local	Korea	12.6				12.6	75.2	218.1	196.0
	China	22.3				22.3	178.3	33.7	66.7
Oversea	Taiwan	0.2				0.2	0.6	10.1	7.4
	ROW	0.1				0.1	0.4	0.8	2.4
Sub total		22.6				22.6	179.3	44.6	76.5
Total		35.2				35.2	254.5	262.7	272.5

BACKLOG (2020.03.31)

Segment				(Wbn)
	Semi	Display	Solar Cell	Total
Sales	17.0	17.1	-	34.1
Ratio(%)	49.9%	50.1%	- %	100.0%

CONTACT NUMBER

MAIN

+82-31-760-7000

IR/PR

+82-31-760-7109

SALES

+82-31-760-7225

HR

+82-31-760-7057

JUSUNG ENGINEERING CO., LTD.

[Headquarter]

240 Opo-ro, Opo-eup, Gwangju-si Gyeonggi-do, Korea 12773

[Yongin R&D Center]

79 Sinjeong-ro, Giheung-gu, Yongin-si Gyeonggi-do, Korea 17094

TEL : +81-31-760-7109

URL : <http://www.jusung.com>

JUSUNG
ENGINEERING