


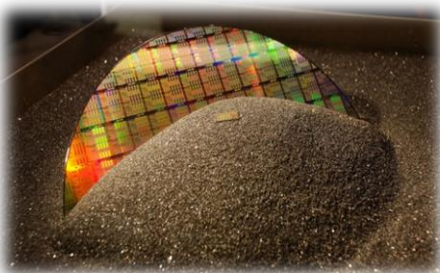
## COMPANY PROFILE

Stock Ticker	KOSDAQ 036930
Fiscal 2022 Revenue	437.7 Wbn
Founded	APR. 13, 1993
Headquarters	Gwangju, Gyeonggi, R.O.K
R&D Center	Yongin, Gyeonggi, R.O.K
Founder & CEO	Chul Joo, Hwang




## BUSINESS AREA

### SEMICONDUCTOR



Memory & Non-Memory



#### APPLICATION

- High-K
- Metal
- SiO / SiOC / SiON
- SiN / SiBN
- Oxidation
- Nitridation

### DISPLAY(LCD&OLED)



LCD & OLED



#### APPLICATION

- Barrier/Buffer
- TFT(LTPS / Oxide)
- Encapsulation
- TSP

### SOLAR CELL



HJT / Perovskite / Tandem



#### APPLICATION

- Turnkey Solution
- PE CVD
- RIE

# FINANCIAL FUNDAMENTALS

## Non-consolidated FINANCIAL STATEMENTS(Wbn)

### INCOME STATEMENT

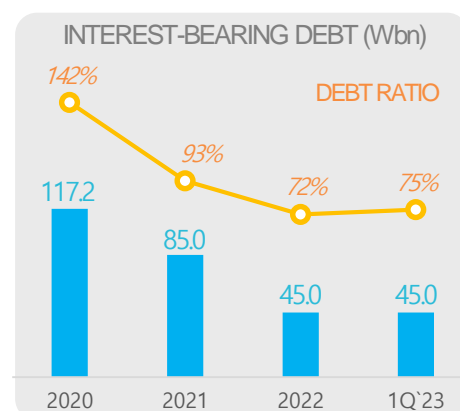
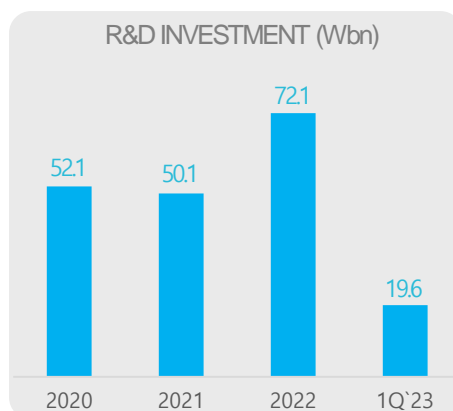
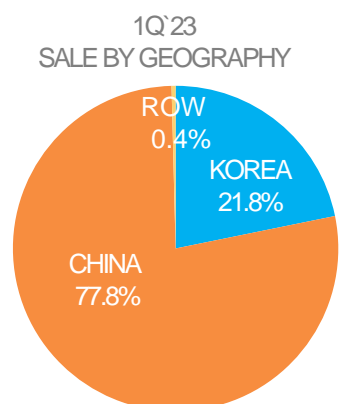
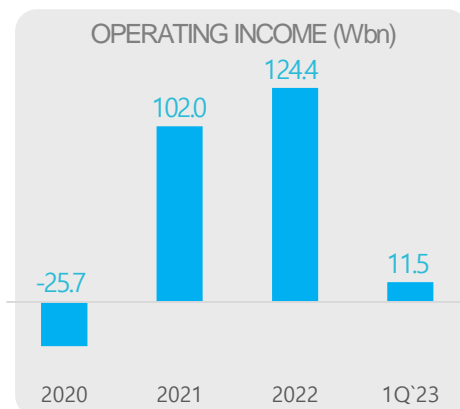
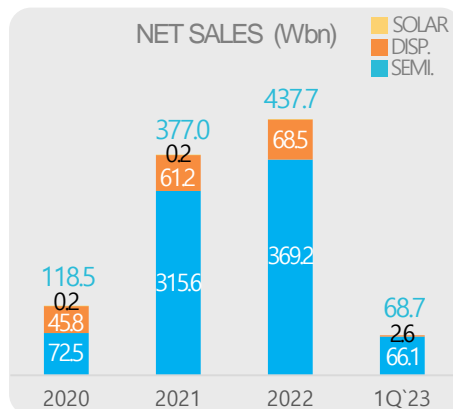
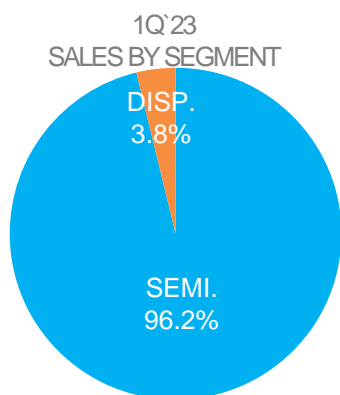
	1Q`23	1Q`22	2022	2021
Net Sales	68.7	106.9	437.7	377.0
Operating Income	11.5	30.2	124.4	102.0
- Ratio(%)	16.7	28.3	28.4	27.1
Net Income	10.4	24.2	106.7	144.9
- Ratio(%)	15.1	22.6	24.4	38.4

### BALANCE SHEET

Total assets	841.5	761.1	832.4	711.1
Total Liabilities	359.9	376.3	348.8	343.0
Total Stockholders' Equity	481.6	384.8	483.6	368.1

### CASH FLOW

Cash flows from operating activities	26.6	46.3	100.7	111.3
Cash flows from investing activities	(7.6)	(26.2)	(48.4)	6.9
Cash flows from financing activities	(3.3)	(40.2)	(48.4)	(18.0)
Net increase(decrease) in cash and cash equivalents	15.7	(20.1)	3.9	100.2
Cash and cash equivalents at beginning of year	120.3	118.7	118.8	17.6
Cash Asset Exchange Rate Effectiveness	1.8	0.0	(2.4)	0.9
Cash and cash equivalents at end of year	137.8	98.7	120.3	118.7



# APPENDIX

## SALES BREAKDOWN(Non-Consolidated)

(Wbn)

SALES BY SEGMENT	1Q`23	2Q`23	3Q`23	4Q`23	2023	2022	2021	2020
Semiconductor	66.1				66.1	369.2	315.6	72.5
Display	2.6				2.6	68.5	61.2	45.8
Solar cell	-				-	-	0.2	0.2
Total	68.7				68.7	437.7	377.0	118.5

SALES BY GEOGRAPHY		1Q`23	2Q`23	3Q`23	4Q`23	2023	2022	2021	2020
Local	Korea	15.0				15.0	220.7	175.1	62.5
	China	53.5				53.5	216.0	195.7	52.7
Overseas	Taiwan	0.2				0.2	0.9	6.1	3.1
	ROW	0.0				0.0	0.1	0.1	0.2
Sub total		53.7				53.7	217.0	201.9	56.0
Total		68.7				68.7	437.7	377.0	118.5

## BACKLOG (2023.03.31)

(Wbn)

Segment	Semi	Display	Solar Cell	Total
Sales	1,909.7	194.9	477.8	2,582.4
Ratio(%)	74.0%	7.5%	18.5%	100.0%

## CONTACT NUMBER

### MAIN

+82-31-760-7000

### IR/PR

+82-31-760-7107~9

### PURCHASING

+82-31-760-7245

### HR

+82-31-760-5504

JUSUNG ENGINEERING CO., LTD.

[Headquarter]

240 Opo-ro, Gwangju-si, Gyeonggi-do, Korea 12773

[Yongin R&D Center]

79 Sinjeong-ro, Yongin-si, Gyeonggi-do, Korea 17094

TEL : +81-31-760-7107~9

URL : <http://www.jusung.com>

**JUSUNG**  
ENGINEERING

World **1<sup>st</sup>** Technology  
Only **1** in the World

---

[www.samsung.com](http://www.samsung.com)